



### District Report Card: 2017


<b>State:</b> Odisha	<b>District:</b> Kendrapara
<b>Class:</b> 8	<b>Subject:</b> Mathematics
<b>Schools:</b> 51	<b>Students:</b> 1281


### Participation/Coverage


#### Students

<div>GENDER</div> <div></div>	Boys		Girls	
	Number	%	Number	%
	569	44.42	712	55.58

<div>AREA</div> <div></div>	Rural		Urban	
	Number	%	Number	%
	1169	91.26	112	8.74

<div>CATEGORY</div> <div></div>	SC		ST		OBC		GEN	
	Number	%	Number	%	Number	%	Number	%
	424	33.10	1	0.08	599	46.76	257	20.06

<div>CWSN</div> <div></div>	LD	VI	HI	S&LD	ID	Oth
	5	2	3	2	8	3

<div>Management</div> <div></div>	Government		Government-aided	
	Number	%	Number	%
	1116	87.12	165	12.88

### Average Performance of Students in Mathematics (%)

Overall	Gender		Area		Management		Social Group			
	Male	Female	Rural	Urban	Govt.	Aided	SC	ST	OBC	GEN
<b>34.80</b>	<b>33.81</b>	<b>35.59</b>	<b>35.49</b>	<b>27.56</b>	<b>34.90</b>	<b>34.10</b>	<b>30.66</b>	<b>53.33</b>	<b>37.91</b>	<b>34.32</b>

## Performance on Learning Outcomes (LOs)

Learning Outcomes	Description	Average Performance(%)
M601	Solves problems involving large numbers by applying appropriate operations	24.81
M606	Solves problems on daily life situations involving addition and subtraction of fractions / decimals	43.41
M620	Finds out the perimeter and area of rectangular objects in the surroundings like floor of the class room, surfaces of a chalk box etc.	35.36
M621	Arranges given/collected information in the form of table, pictograph and bar graph and interprets them	25.12
M702	Interprets the division and multiplication of fractions	33.96
M705	Solves problems related to daily life situations involving rational numbers	20.92
M706	Uses exponential form of numbers to simplify problems involving multiplication and division of large numbers	40.09
M707	Adds/subtracts algebraic expressions	40.12
M710	Solves problems related to conversion of percentage to fraction and decimal and vice versa	24.21
M717	Finds out approximate area of closed shapes by using unit square grid/graph sheet	29.77
M719	Finds various representative values for simple data from her/his daily life contexts like mean, median and mode	45.33
M721	Interprets data using bar graph	52.36
M801	Generalizes properties of addition, subtraction, multiplication and division of rational numbers through patterns	28.77
M802	Finds rational numbers between two given rational numbers	31.13
M803	Proves divisibility rules of 2, 3, 4, 5, 6, 9 and 11	40.47
M804	Finds squares, cubes, square roots and cube roots of numbers using different methods	42.77
M808	Uses various algebraic identities in solving problems of daily life	47.17
M812	Verifies properties of parallelogram and establishes the relationship between them through reasoning	30.53
M818	Finds surface area and volume of cuboidal and cylindrical object	19.50
M819	Draws and interprets bar charts and pie charts	35.44

Range of Performance of Students who Answered Correctly							
Below 30%		30% - 50%		50% - 75%		Above 75%	
Number	%	Number	%	Number	%	Number	%
589	45.98	403	31.46	229	17.88	60	4.68

## Lowest Performing Learning Outcomes (LOs)

- 1 - Finds surface area and volume of cuboidal and cylindrical object (19.50)
- 2 - Solves problems related to daily life situations involving rational numbers (20.92)
- 3 - Solves problems related to conversion of percentage to fraction and decimal and vice versa (24.21)

4 - Solves problems involving large numbers by applying appropriate operations (24.81)

5 - Arranges given/collected information in the form of table, pictograph and bar graph and interprets them (25.12)